

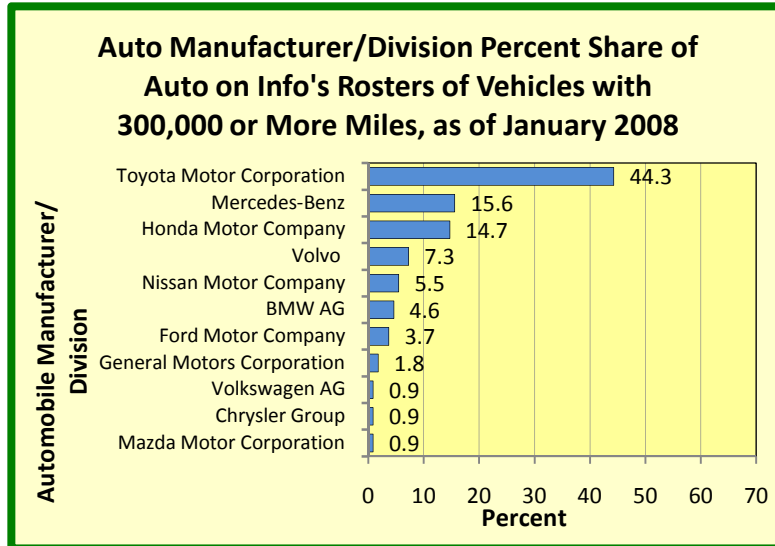


**Percent Shares of Auto On Info's High Mileage Roster Listings**

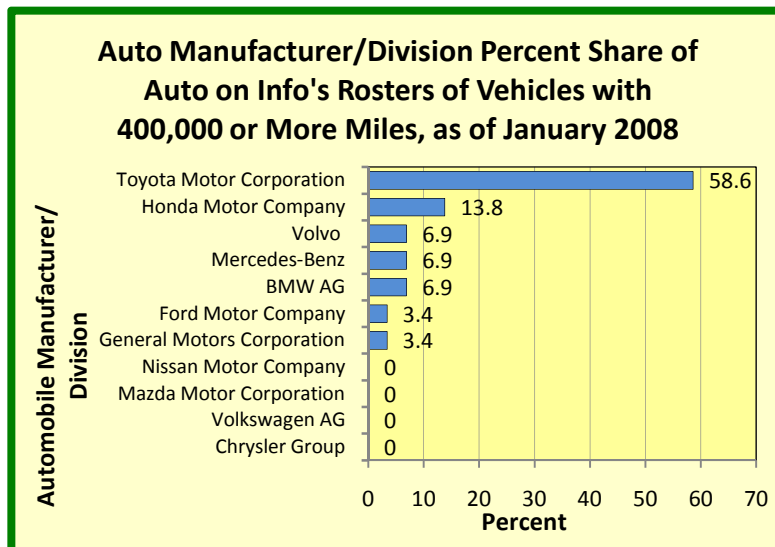
By James Bleeker

2010-04-19

Below are three charts. The first chart provides each auto manufacturer's or division's share of Auto on Info's listings of vehicles with 300,000 or more miles as of January 2008, when updating ceased.

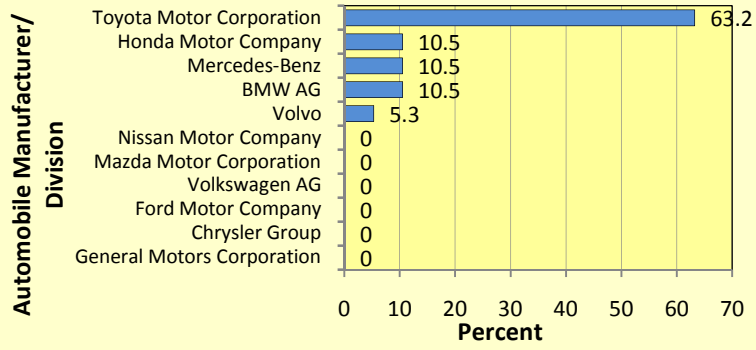


The second chart provides each auto manufacturer's or division's share of Auto on Info's listings of vehicles with 400,000 or more miles as of January 2008. Note that Toyota Motor Corporation's share of this more restrictive group is much larger.



The third chart (on the following page) provides each auto manufacturer's or division's share of Auto on Info's listings of vehicles with 400,000 or more miles and 15 or more years as of January 2008. Note that Toyota Motor Corporation's share of this still more restrictive group is even larger.

**Auto Manufacturer/Division Percent Share of  
Auto on Info's Rosters of Vehicles with  
400,000 or More Miles and 15 or More Years,  
as of January 2008**



The foregoing suggests that the durability of Toyota Motor Corporation's vehicles far exceed those of its competitors.